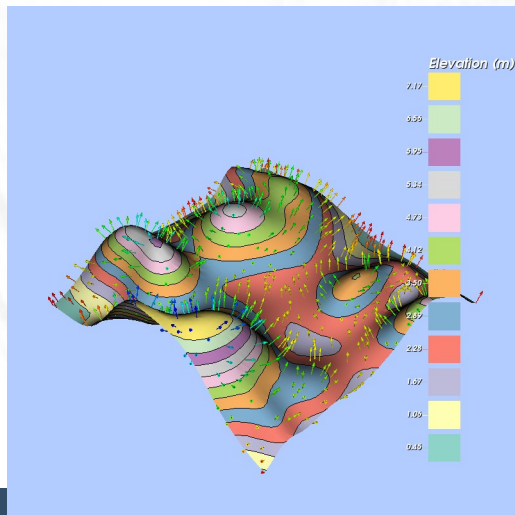

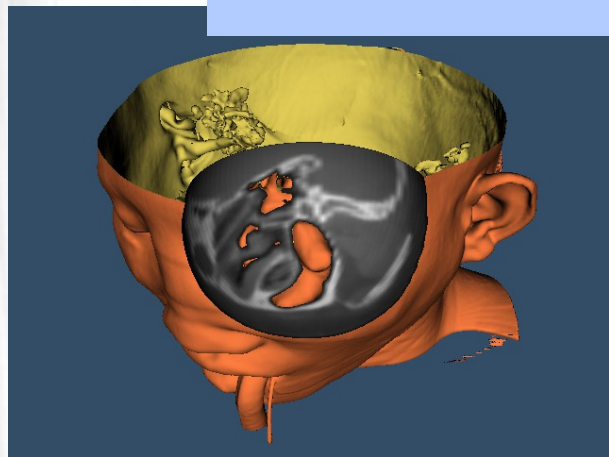
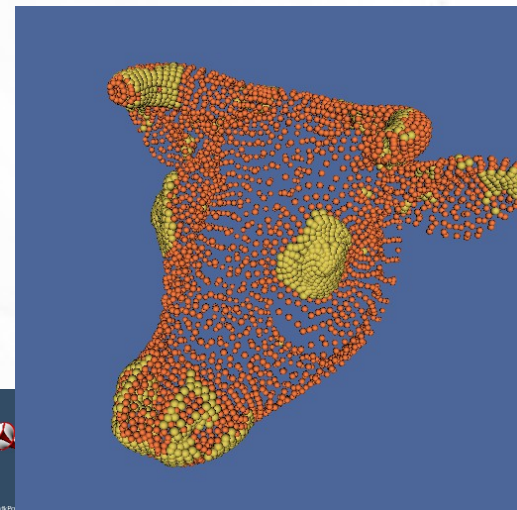


Learning Toolkits by Example

The VTK and ITK Wiki Examples



Bill Lorensen
Noware



Background

- David Doria, a grad student at RPI, wanted to use VTK and ITK for his graduate work
- David found it difficult to find examples of the toolkit classes
- Most of the classes were demonstrated in toolkit tests that were meant to TEST classes not meant to show HOW to use classes.
- In July 2009, David started creating VTK wiki pages that contained small self-contained examples.

Examples

- The wiki contains the example code and a CMakeLists.txt file
- The wiki is the holder of the master copy of each example
- As examples are added to the wiki by the VTK community, they are automatically placed in the git repository each night, compiled and tested

Ways to use the examples

- One example at a time
 - Each C++ example page has a tar file that contains the example and CMakeLists.txt file
- All examples
 - Download tar file of git master
 - git clone
 - VTK Remote module

Under the hood

SyncWikiToRepo.sh

A shell script that runs nightly performing the following:

- 1) Pulls updates from the example and tarball repositories
- 2) Scrapes the wiki to download each example
- 3) Adds and commits any new examples
- 4) Adds and commits any modified examples
- 5) Removes and commits any deleted examples
- 6) Commits any new or modified tarballs
- 7) Pushes the examples and tarballs to their respective git repositories

ScrapeWiki

The bulk of the interesting work is done by the wiki scraping program, written in python, using *mwclient*

- 1) Log on to the wiki
- 2) Download the wiki templates for the CmakeLists.txt files and compares them to the existing templates in the repository. If they change, the tarballs that reference them must be modified.
- 3) Get a list of all of the pages on the wiki and select those that have a prefix corresponding to an example. For instance, all VTK wiki examples have the page prefix VTK/Examples
- 4) Extract the code for the example. All wiki example code must be contained in a level 2 wiki heading: **==exampleName.cxx==** and within `<source></source>` tags.
- 5) Create local tarballs for each example.

VTK Wiki Examples Today

- C++ 792 files
- Python 136 files
- Java 12 files
- C# 121 files
- Tcl 3 files

Since 2009, 1852 emails on the VTK Users mailing list reference the Wiki examples.

Tests

- A cmake script automatically creates a test in the build tree for each example.
- The tests use the vtk testing object factory and the vtk test harness.
- The created test looks like this:

TestBackgroundColor.cxx contains

```
#define main TestBackgroundColor  
#include "BackgroundColor.cxx"
```


Testing

- One nightly submission to the VTK dashboard
 - ◆ “Expected Nightly Remote Modules”
- Uses standard VTK dashboard script

```
set(MODULE "WikiExamples")
set(CTEST_DASHBOARD_ROOT "/home/lorensen")
set(CTEST_SITE "BillsUbuntu")
set(CTEST_BUILD_NAME "Ubuntu14-gcc-4.8.4-Release-${MODULE}")
set(CTEST_BUILD_CONFIGURATION Release)
set(CTEST_CMAKE_GENERATOR "Unix Makefiles")
set(CTEST_TEST_TIMEOUT 4000)
set(CTEST_TEST_ARGS INCLUDE_LABEL ${MODULE})
set(dashboard_model "Nightly")
set(dashboard_source_name "ProjectsGIT/Dashboards/VTK")
set(dashboard_binary_name "ProjectsGIT/Dashboards/VTK-${MODULE}")
set(dashboard_no_clean True)
set(dashboard_data_name "VTKExternalData")
```

```
set(dashboard_cache "
BUILD_SHARED_LIBS:BOOL=TRUE
BUILD_EXAMPLES:BOOL=OFF
BUILD_TESTING:BOOL=ON
VTK_DEBUG_LEAKS:BOOL=FALSE
VTK_OPENGL_HAS_OSMESA:BOOL=ON
VTK_USE_OFFSCREEN:BOOL=ON
VTK_USE_X:BOOL=OFF
VTK_RENDERING_BACKEND:STRING=OpenGL
RUN_ADMIN_TESTS:BOOL=TRUE
Module_SplineDrivenImageSlicer:BOOL=ON
Module_${MODULE}:BOOL=ON
")
include(${CTEST_SCRIPT_DIRECTORY}/vtk_common.cmake)
```

NOTE: *set(CTEST_TEST_ARGS INCLUDE_LABEL \${MODULE})*
will run only the WikiExamples tests.

Other Details

- Examples that produce images link to the testing baseline image for the example.

```
<div class="floatright">[[
```

```
File:VTK_Examples_Baseline_Visualization_TestBillboardTextActor3D.png]]
```

```
</div>
```

- Nightly, any new or changed baseline images are uploaded to the Wiki
- *ExampleCodeToWikiPage.html* updated each night. Contains a hyperlink to each example. Useful for manual maintenance

What's Next?

- Keep the status quo
 - ◆ Populate with VTK/Examples
- Take a more “*modern*” approach?